



FEI Nowgam

FAYAZ EDUCATIONAL INSTITUTE, NOWGAM
SENIOR SECONDARY SCHOOL

PRE-PRIMARY DEPARTMENT

SYLLABUS AND COURSES OF STUDY
FOR PRE-NURSERY

1-3. ENGLISH, MATHS AND URDU

- **Monday & Tuesday :** Reading of Text book
- **Wednesday to Friday:** Writing on Notebook
- **Saturday :** Activity through Teaching Aids/ Chart Reading

4. GENERAL KNOWLEDGE/ ARABIC (ORAL)

- ☀ **Monday & Tuesday**
 - Elementary idea of GK through Charts, Models etc.
 - Activity through Teaching Aids
- ☀ **Wednesday & Thursday :** Rhymes with action
- ☀ **Friday :** Arabic
- ☀ **Saturday :** Conversation

PERIOD-WISE TIME TABLE OF PRE-NURSERY

Period	Time Duration	Monday	Tuesday	Wednesday	Thursday	Friday	Saturday
0.	08:45 to 09:30 (S) 09:30 to 10:05 (W)	Uniform Checking, Islamic Rhymes (from Student's Diary), Personality Development/Good Habits					
1.	09:30 to 10:20 (S) 10:05 to 10:55 (W)	Urdu Reading	Urdu Reading	Urdu Writing	Urdu Writing	Urdu Writing	Activity
2.	10.20 to 11.00 (S) 10.55 to 11.30 (W)	Recreation	Recreation	Urdu Writing	Urdu Writing	Activity	Chart Reading
3.	11.00 to 11.40 (S) 11.30 to 12.05 (W)	G.K.	G.K.	Rhymes	Rhymes	Arabic	Conversation
00.	11.40 to 12.20 (S) 12.05 to 12.40 (W)	LUNCH BREAK					
4.	12.20 to 01.00 (S) 12.40 to 01.15 (W)	Maths Reading	Maths Reading	Maths Writing	Maths Writing	Maths Writing	Activity
5.	01.00 to 01.40 (S) 01.15 to 01.50 (W)	Recreation	Recreation	Maths Writing	Maths Writing	Activity	Chart Reading
6.	01.40 to 02.20 (S) 01.50 to 02.25 (W)	English Reading	English Reading	English Writing	English Writing	English Writing	Activity
7.	02.20 to 03.00 (S) 02.25 to 03.00 (W)	Recreation	Recreation	English Writing	English Writing	Activity	Chart Reading

Notes: (S) stands for Summer timing & (W) for Winter timing.

CLASSROOM POEM - A B C

Little Children come to me

I will teach you A, B, C

A, B, C D, E, F

Help the poor and the deaf

D, E, F G, H, I

Never try to tell a lie

G, H, I J, K, L

Always do what you tell

J, K, L M, N, O

Wash your arms upto elbow

M, N, O P, Q, R

Remember God, Where you are

P, Q, R S, T, U

Always try to be true

S, T, U V, W

Say "ALLAH" when you bow

V, W X, Y, Z

Wash your face, feet and head

1. ENGLISH

1.A. Fun with ALPHABET Garden

Tests	Page Nos.		Text Reading
	From	To	
UT ₁	-	-	Elementary idea of English through Charts, Models, Teaching Aids etc
UT ₂	02	06	➡ Capital Alphabets A to D ➡ Activity
TT ₁	07	16	➡ Capital Alphabets E to L ➡ Activity
	37 38	37 38	➡ Fruits ➡ Vegetables
UT ₃	17	21	➡ Capital Alphabets M to P ➡ Activity
TT ₂	22	32	➡ Capital Alphabets Q to Z
	33	33	➡ Recognition of letters
	34	34	➡ Let's Revise
	35	6	➡ Capital/small letters with Activity
	39 40	39 40	➡ Animals ➡ Colours and Shapes

1.B. Notebook Writing (English)

Tests	Description about Notebook Writing
UT ₁	<p>➔ Concept of the following on English Notebook:</p> <p>✍ Standing Lines → </p> <p>✍ Sleeping Lines → _____</p> <p>✍ Write Capital Alphabets A & B</p>
UT ₂	<p>➔ Concept of the following on English Notebook:</p> <p>➔ Write Capital Alphabets A to D with Exercise</p>
TT ₁	<p>➔ Concept of the following on English Notebook:</p> <p>✍ Standing Lines → </p> <p>✍ Sleeping Lines → _____</p> <p>✍ Curve - Clockwise → ∪ ∪ ∪</p> <p>✍ Curve - Anti Clockwise → ∩ ∩ ∩</p> <p>✍ Sloping/Slanting Lines → // // //</p> <p>✍ Swinging Lines → ∪ ∪ ∪ ∪</p> <p>✍ Bridge Lines → ∪ ∪ ∪ ∪</p> <p>➔ Zig-Zag Lines → ^ ^ ^ ^ ^</p> <p>➔ Write Capital Alphabets from A to H</p> <p style="padding-left: 20px;">■ Match Type ■ Fill Ups ■ What comes after</p>
UT ₃	<p>➔ Write Capital Alphabets from A to K</p>
TT ₂	<p>➔ Write Capital Alphabets from A to N.</p> <p>➔ Reading/Oral Recitation with 1 word of Alphabet A to N</p> <p>■ Match Type ■ Fill Ups ■ What comes after</p>

CLASSROOM POEM - 1 2 3

Little Children come to me,	I will teach you one, two, three
One, Two, Three, Four, Five, Six	God gives us food without tax
Four, Five, Six, Seven, Eight, Nine	Offer prayers daily in time
Seven, Eight, Nine, Ten, Eleven, Twelve	Clean the place where you dwell
Twelve, Eleven, Ten, Nine, Eight, Seven	We should try to be in heaven
Nine, eight, Seven, Six, Five, Four	Before you go in, knock the door
Six, Five, Four, Three, Two, one	Remember by heart, God is one

2. MATHS

2.A. MATH BOOK 1 to 100

Tests	Page Nos.		Text Reading	
	From	To	From	To
UT ₁	-	-	Elementary idea of counting through Charts, Models, Teaching Aids etc	
UT ₂	02	11	1	10
TT ₁	12	21	11	30
UT ₃	22	31	31	70
TT ₂	32	40	71	100
			Revise 1 to 100 & Recognition of Numbers	

2.B. Notebook Writing (Maths)

Tests	Work Book/Activity Book
UT ₁	<p>➔ Concept of the following on Math Notebook:</p> <p>✍ Standing Lines → </p> <p>✍ Sleeping Lines → -----</p> <p>✍ Write numbers from 1 to 3</p>
UT ₂	<p>❖ Write numbers from 1 to 5.</p>
TT ₁	<p><u>Concept of the following on Math Notebook:</u></p> <p>✍ Standing Lines → </p> <p>✍ Sleeping Lines → -----</p> <p>✍ Curve - Clockwise → ∪ ∪ ∪</p> <p>✍ Curve - Anti Clockwise → ∩ ∩ ∩</p> <p>✍ Sloping/Slanting Lines → ////</p> <p>✍ Swinging Lines → ∪ ∪ ∪</p> <p>✍ Bridge Lines → ∪ ∪ ∪</p> <p>✍ Zig-Zag Lines → ^ ^ ^ ^ ^</p> <p>● Write numbers from 1 to 10</p> <p>■ Match Type ■ Fill Ups ■ What comes after</p>
UT ₃	<p>✍ Write numbers from 1 to 15</p>
TT ₂	<p>● Write numbers from 1 to 20</p> <p>● Writing Practice 1 to 20 ■ Match Type</p> <p>■ Fill Ups What comes After</p>

3. URDU

Pages	Book Reading	Tests
	Elementary idea of Urdu through Charts, Models etc	UT ₁
03-08=06	♦ ا سے ت تک حروف تہجی پڑھئے۔	UT ₂
09-18=10	♦ ج سے ز تک حروف تہجی پڑھئے۔	TT ₁
19-28=10	♦ س سے ق تک حروف تہجی پڑھئے۔	UT ₃
29-40=12	♦ ک سے ے تک حروف تہجی پڑھئے ♦ حرف تہجی ♦ جانوروں کے نام ♦ پرندوں کے نام ♦ جسم کے اعضاء	TT ₂
	Notebook Writing	Tests
	• کھڑی لکیر (ا) اور پڑی لکیر (—) سیکھئے۔ • ا سے پ تک حروف تہجی لکھئے۔	UT ₁
	• ا سے ت تک حروف تہجی لکھئے۔ • یکساں حروف کو ملائیے۔	UT ₂
	• لکیریں سیکھئے۔ کھڑی لکیر ا، پڑی لکیر —، ترجمہ لکیر / • ا سے ت تک لکھئے • یکساں حروف ملائیے • خالی جگہیں بھریئے	TT ₁
	• ج سے خ تک حروف تہجی لکھئے۔ • ا سے خ تک لکھئے (اعادہ)	UT ₃
	• سیکھئے واٹرہ (o)، نیم واٹرہ (d)، نیم واٹرہ دامن نما (u) • د سے ز تک حروف تہجی لکھئے • خالی جگہیں بھریئے۔ • یکساں حروف ملائیے • ا سے ز تک لکھئے (اعادہ)	TT ₂












5. G.K.

5.A. My Picture Book (ORAL)












Oral Recitation of the following: (only five)

Tests	Description	Additional Activities
UT ₁	<p>☞ <u>Recognition of:</u></p> <ul style="list-style-type: none">➡ Kabah➡ Masjid Un Nabawi➡ Quran➡ Jamai Masjid	<ul style="list-style-type: none">➤ Mass Drill➤ Long & Short Steps➤ Minor Games
UT ₂	<ul style="list-style-type: none">➡ Colours➡ Fruits	<ul style="list-style-type: none">➤ How to wash hands, face, feet...?
TT ₁	<ul style="list-style-type: none">➡ Vegetables➡ Birds➡ Revision of UT₁ & 2	<ul style="list-style-type: none">➤ How to comb your hair?➤ General Fitness Exercise➤ Mass Drill
UT ₃	<ul style="list-style-type: none">➡ Domestic Animals➡ Wild Animas➡ Flowers	<ul style="list-style-type: none">➤ How to brush your teeth?➤ Mass Drill
TT ₂	<ul style="list-style-type: none">➡ Parts of the Body➡ Transport➡ My Knowledge➡ Revision of UT₃ & TT₂	<ul style="list-style-type: none">➤ Walk along the nos. (Steps)➤ Mass Drill➤ Minor Games

5.B. RHYMES (Oral Recitation with Action)

Tests	DESCRIPTION
UT ₁	 Johny, Johny  Twinkle, Twinkle, Little Star
UT ₂	 Rain, Rain Go Away  Ring – A – Ring O’ Roses
TT ₁	 Baa, Baa, Black Sheep  Jack and Jill
UT ₃	 Chubby Cheeks  Early to Bed
TT ₂	 A B C  One, Two, Buckle My Shoe  My Mummy

5.C. CONVERSATION (ORAL)

Tests	Description (Oral Recitation)
UT ₁	 What is your name?  Basic Manners in School
UT ₂	 Where do you live?  Basic Manners at Home
TT ₁	 What is your father’s name?  What is your mother’s name?
UT ₃	 What is the name of your school?  In which class do you study?
TT ₂	 Which fruit do you like?  Which vegetable do you like?  Which game do you like?

4. ARABIC: (Oral)

Tests	Description
UT ₁	☉ Concept of Salam
UT ₂	☉ Good Habits
TT ₁	☉ Where do Muslims Pray? ☉ People who follow Islam are called?
UT ₃	☉ Name of our Religion/Religion Book/Prayers ☉ Name of our Prophet (PBUH)
TT ₂	☉ Tauooz & Tasmiya ☉ Recite Awal Qalima ☉ Dua before food eating

Useful Tips of Writing

- Make a correct posture
- Hold the pencil lightly at 45 degrees to the paper
- Face should be at least 12 inches from the paper
- Move the pencil slowly, carefully and delicately.

NOTES:

1. **Marks for each subject are reserved for Copy Checking/ Home Assignments for all examinations.**
2. **Constructive suggestions for improvement from any quarter are most welcome.**